


Statement Showing Shareholding Pattern						
Name of the Company :		VITAN DEPARTMENTAL STORES & INDUSTRIES LIMITED				
Scrip Code :		VITANDEPT	Quarter Ended :		30.06.2009	
Class of security:		EQUITY				
Category code	Category of Shareholder	Number of Shareholders	Total number of shares	Number of shares held in dematerialized form	Total shareholding as a percentage of total number of shares	
					As a percentage of(A+B) ¹	As a percentage of (A+B+C)
(A)	Shareholding of Promoter and Promoter Group²					
1	Indian					
(a)	Individuals/ Hindu Undivided Family	1	952565	0	21.10	21.10
(b)	Central Government/ State Government(s)	0	0	0	0.00	0.00
(c)	Bodies Corporate	1	607504	0	13.46	13.46
(d)	Financial Institutions/ Banks	0	0	0	0.00	0.00
(e)	Any Others(Specify)	0	0	0	0.00	0.00
					0.00	0.00
					0.00	0.00
	Sub Total(A)(1)	2	1560069	0	34.55	34.55
					0.00	
2	Foreign				0.00	
a	Individuals (Non-Residents Individuals/ Foreign Individuals)	0	0	0	0.00	0.00
b	Bodies Corporate	0	0	0	0.00	0.00
c	Institutions	0	0	0	0.00	0.00
d	Any Others(Specify)	0	0	0	0.00	0.00
					0.00	
					0.00	
	Sub Total(A)(2)	0	0	0	0.00	0.00
					0.00	
	Total Shareholding of Promoter and Promoter Group (A)= (A)(1)+(A)(2)	2	1560069	0	34.55	34.55



(B)	Public shareholding					0.00
1	Institutions					0.00
(a)	Mutual Funds/ UTI	0	0	0	0.00	0.00
(b)	Financial Institutions / Banks	0	0	0	0.00	0.00
(c)	Central Government/ State Government(s)	0	0	0	0.00	0.00
(d)	Venture Capital Funds	0	0	0	0.00	0.00
(e)	Insurance Companies	0	0	0	0.00	0.00
(f)	Foreign Institutional Investors	0	0	0	0.00	0.00
(g)	Foreign Venture Capital Investors	0	0	0	0.00	0.00
(h)	Any Other (specify)	0	0	0	0.00	0.00
	Sub-Total (B)(1)	0	0	0	0.00	0.00
B 2	Non-institutions					
(a)	Bodies Corporate	5	547458	0	12.13	12.13
(b)	Individuals	406	2407538	0	53.32	53.32
	Individuals -i. Individual shareholders holding nominal share capital up to Rs 1 lakh					
I		399	211100	0	4.68	4.68
II	ii. Individual shareholders holding nominal share capital in excess of Rs. 1 lakh.	7	2196438	0	48.65	48.65
(c)	Any Other (specify)	0	0	0	0.00	
	Sub-Total (B)(2)	411	2954996	0	65.45	65.45
(B)	Total Public Shareholding (B)= (B)(1)+(B)(2)	411	2954996	0	65.45	65.45
	TOTAL (A)+(B)	413	4515065	0	100.00	100
(C)	Shares held by Custodians and against which Depository Receipts have been issued	0	0	0	0.00	0.00
	GRAND TOTAL (A)+(B)+(C)	413	4515065	0	100.00	100




(l)(b)		STATEMENT SHOWING SHAREHOLDING OF PERSONS BELONGING TO "PROMOTER GROUP"				
SLNO	NAME OF THE SHAREHOLDER	TOTAL SHARES HELD		SHARES PLEDGED OR OTHERWISE ENCUMBERED		
		TOTAL SHARES	AS a % OF GRAND TOTAL (A)+(B)+(C)	PLEDGE SHARES	AS a PERCENTAGE	AS a % OF GRAND TOTAL
(I)	(II)	(III)	(IV)	(V)	(VI)=(V)/(III)*100	(VII)
1	VISHNU PRASAD CHOKHANI	952565	21.10	0	0.00	0.00
2	CHOKHANI INVESTMENTS	607504	13.46	0	0.00	0.00
	TOTAL :	1560069	34.56	0	0.00	0.00




(l)(c) Statement showing Shareholding of persons belonging to the category			
"Public" and holding more than 1% of the total number of shares			
Sr. No.	Name of the shareholder	Number of shares	Shares as a percentage of total number of shares {i.e., Grand Total (A)+(B)+(C) indicated in Statement at para (l)(a) above}
1	Hemaram Mahaveer	352175	7.80
2	Kannan Ramasamy	356690	7.90
3	A. V. Jaganathan	319135	7.07
4	R. Sridevi	320000	7.09
5	Bala Subramani	315400	6.99
6	M. Ashok	180863	4.01
7	Lalitha Subramaniam	352175	7.80
8	Dhanuk Real Estate & Investment Ltd	540258	11.97
TOTAL		2736696	60.61



(l)(d) STATEMENT SHOWING DETAILS OF LOCKED-IN SHARES"				
SLNO	NAME OF THE SHAREHOLDER	CAT. CODE	NO OF SHARES	PERCENTAGE
	NIL			
	TOTAL :		0	0.00



(II)(a) STATEMENT SHOWING DETAILS OF DEPOSITORY RECEIPTS (DRS)				
Sr.No.	Type of outstanding DR (ADRs,GDRs,SDRs,etc.)	Number of outstanding DRs	Number of shares underlying outstanding DRs	Shares underlying outstanding DRs as a percentage of total number of shares {i.e., Grand Total (A)+(B)+(C) indicated in Statement at Para(I)(a) above}
	NIL			
	TOTAL :	0	0	0



(II)(b)	Statement showing Holding of Depository Receipts (DRs), where underlying shares held by "Promoter/Promoter group" are in excess of 1% of the total number shares.			
Sr. No.	Name of the DR Holder	Type of outstanding DR (ADRs, GDRs, SDRs, etc.)	Number of shares underlying outstanding DRs	Shares underlying outstanding DRs as a percentage of total number of shares {i.e., Grand Total (A)+(B)+(C) indicated in Statement at para (I)(a) above}
	NIL			
	TOTAL :		0	0

