



Introductory sub-table (I)(a)

Name of the Company:	VITAN AGRO INDUSTRIES LIMITED (FORMERLY KNOWN AS M/S. VITAN DEPARTMENTAL STORES & INDUSTRIES LIMITED)		
Scrip Code:	Name of the scrip:	, class of security: Equity	
Quarter ended: 31st MARCH 2014			
Partly paid-up shares:-	No. of partly paid-up shares	As a % of total no. of partly paid-up shares	As a % of total no. of shares of the company
Held by promoter/promoter group	0	0.00	0.00
Held by public	0	0.00	0.00
Total	0	0.00	0.00
Outstanding convertible securities:-	No. of outstanding securities	As a % of total no. of outstanding convertible securities	As a % of total no. of shares of the company, assuming full conversion of convertible securities
Held by promoter/promoter group	0	0.00	0.00
Held by public	0	0.00	0.00
Total	0	0.00	0.00
Warrants:-	No. of warrants	As a % of total no. of warrants	As a % of total no. of shares of the company, assuming full conversion of warrants
Held by promoter/promoter group	0	0.00	0.00
Held by public	0	0.00	0.00
Total	0	0.00	0.00
Total paid-up capital of the company, assuming full conversion of warrants and convertible securities		8353565	




Statement Showing Shareholding Pattern									
Category code	Category of Shareholder	Number of Shareholders	Table (I)(a)			Total shareholding as a percentage of total number of shares		Shares Pledged or otherwise encumbered	
			Total number of shares	Number of shares held in dematerialized form	As a percentage of (A+B)(I)	As a percentage of (A+B+C)	Number of shares	As a percentage (IX)=(VIII)/(IV)*100	
(I)	(II)	(III)	(IV)	(V)	(VI)	(VII)	(VIII)	(IX)	
(A)	Shareholding of Promoter and Promoter Group²								
1	Indian								
(a)	Individuals/ Hindu Undivided Family	1.00	45,000.00	-	0.54	0.54	-	-	
(b)	Central Government/ State Government(s)	-	-	-	-	-	-	-	
(c)	Bodies Corporate	-	-	-	-	-	-	-	
(d)	Financial Institutions/ Banks	-	-	-	-	-	-	-	
(e)	Any Others(Specify)	-	-	-	-	-	-	-	
(e-i)		-	-	-	-	-	-	-	
(e-ii)		-	-	-	-	-	-	-	
	Sub Total(A)(1)	1.00	45,000.00	-	0.54	0.54	-	-	
2	Foreign								
a	Individuals (Non-Residents Individuals/ Foreign Individuals)	-	-	-	-	-	-	-	
b	Bodies Corporate	-	-	-	-	-	-	-	
c	Institutions	-	-	-	-	-	-	-	
d	Qualified Foreign Investor	-	-	-	-	-	-	-	
e	Any Others(Specify)	-	-	-	-	-	-	-	
e-i		-	-	-	-	-	-	-	
e-ii		-	-	-	-	-	-	-	
	Sub Total(A)(2)	-	-	-	-	-	-	-	
	Total Shareholding of Promoter and Promoter Group (A)= (A)(1)+(A)(2)	1.00	45,000.00	-	0.54	0.54	-	-	
(B)	Public shareholding								
1	Institutions								
(a)	Mutual Funds/ UTI	-	-	-	-	-	-	-	
(b)	Financial Institutions / Banks	-	-	-	-	-	-	-	
(c)	Central Government/ State Government(s)	-	-	-	-	-	-	-	
(d)	Venture Capital Funds	-	-	-	-	-	-	-	
(e)	Insurance Companies	-	-	-	-	-	-	-	
(f)	Foreign Institutional Investors	-	-	-	-	-	-	-	
(g)	Foreign Venture Capital Investors	-	-	-	-	-	-	-	
(h)	Qualified Foreign Investor	-	-	-	-	-	-	-	
(i)	Any Other (specify)	-	-	-	-	-	-	-	
(i-i)		-	-	-	-	-	-	-	
(i-ii)		-	-	-	-	-	-	-	
	Sub-Total (B)(1)	-	-	-	-	-	-	-	
B 2	Non-institutions								
(a)	Bodies Corporate	7.00	3,42,960.00	-	4.11	4.11	-	-	
(b)	Individuals								
I	Individuals -i. Individual shareholders holding nominal share capital up to Rs 1 lakh	476.00	14,71,305.00	100.00	17.61	17.61	-	-	
II	ii. Individual shareholders holding nominal share capital in excess of Rs. 1 lakh.	105.00	64,94,300.00	24,900.00	77.74	77.74	-	-	
(c)	Qualified Foreign Investor	-	-	-	-	-	-	-	
(d-i)	Clearing Members	-	-	-	-	-	-	-	
(d-ii)	Trusts	-	-	-	-	-	-	-	
(d-iii)	NRI / OCBs	-	-	-	-	-	-	-	
(d-iv)	Directors & Relatives	-	-	-	-	-	-	-	
	Sub-Total (B)(2)	588.00	83,08,565.00	25,000.00	99.46	99.46	-	-	
(B)	Total Public Shareholding (B)= (B)(1)+(B)(2)	588.00	83,08,565.00	25,000.00	99.46	99.46	-	-	
	TOTAL (A)+(B)	589.00	83,53,565.00	25,000.00	100.00	100.00	-	-	
(C)	Shares held by Custodians and against which Depository Receipts have been issued								
1	Promoter and Promoter Group								
2	Public								
	Sub-Total (C)	-	-	-	-	-	-	-	
	GRAND TOTAL (A)+(B)+(C)	589.00	83,53,565.00	25,000.00	-	-	-	-	



(I)(b) Statement showing holding of securities (including shares, warrants, convertible securities) of persons belonging to the category "Promoter and Promoter Group"


Sr. No.	Name of the shareholder	Details of Shares held		Encumbered shares (*)			Details of warrants		Details of convertible securities		Total shares (including underlying shares assuming full conversion of warrants and convertible securities) as a % of diluted share capital
		Number of shares held	As a % of grand total (A)+(B)+(C)	No.	As a percentage	As a % of grand total (A)+(B)+(C) of sub-clause (I)(a)	Number of warrants held	As a % total number of warrants of the same class	Number of convertible securities held	As a % total number of convertible securities of the same class	
(I)	(II)	(III)	(IV)	(V)	(VI)=(V)/(III)*100	(VII)	(VIII)	(IX)	(X)	(XI)	(XII)
1	VISHNU PRASAD CHOKHANI	45,000.00	0.54	-	-	-	-	-	-	-	0.54
TOTAL		45,000.00	0.54	-	-	-	-	-	-	-	0.54

(*) The term "encumbrance" has the same meaning as assigned to it in regulation 28(3) of the SAST Regulations, 2011




(I)(c)(i) Statement showing holding of securities (including shares, warrants, convertible securities) of persons belonging to the category "Public" and holding more than 1% of the total number of shares

Sr. No.	Name of the shareholder	Number of shares held	Shares as a percentage of total number of shares (i.e., Grand Total (A)+(B)+(C) indicated in Statement at para (I)(a) above)	Details of warrants		Details of convertible		Total shares (including underlying shares assuming full conversion of warrants and convertible securities) as a % of diluted share capital
				Number of warrants held	As a % total number of warrants of the same class	Number of convertible securities held	% w.r.t total number of convertible securities of the same class	
1	A OLAGANATHAN	1,50,000.00	1.80	-	-	-	-	1.80
2	ABHIJEET HODA (HUF)	2,00,000.00	2.39	-	-	-	-	2.39
3	G A SAVITHA	3,00,000.00	3.59	-	-	-	-	3.59
4	G M LINGARAJU HUF	3,00,000.00	3.59	-	-	-	-	3.59
5	G M PRASANNA KUMAR HUF	3,00,000.00	3.59	-	-	-	-	3.59
6	G S ANITHKUMAR	3,00,000.00	3.59	-	-	-	-	3.59
7	HARISH KUMAR	2,00,000.00	2.39	-	-	-	-	2.39
8	HARISH KUMAR HUF	2,00,000.00	2.39	-	-	-	-	2.39
9	NANDINI TONDON	1,00,000.00	1.20	-	-	-	-	1.20
10	NITI NITINKUMAR DIDWANIA	2,20,000.00	2.63	-	-	-	-	2.63
11	NITIN KUMAR DIDWANIA	4,00,000.00	4.79	-	-	-	-	4.79
12	PEEYUSH MAKHJA	2,00,000.00	2.39	-	-	-	-	2.39
13	PRITI DEVI	2,00,000.00	2.39	-	-	-	-	2.39
14	RISHABH N SONI	1,50,000.00	1.80	-	-	-	-	1.80
15	SHEELA PRASANNAKUMAR	3,00,000.00	3.59	-	-	-	-	3.59
16	TARUSHREE HODA	1,15,000.00	1.38	-	-	-	-	1.38
17	VEENA LINGARAJU	3,00,000.00	3.59	-	-	-	-	3.59
18	HAZEL MERCANTILE LTD	1,00,000.00	1.20	-	-	-	-	1.20
TOTAL		40,35,000.00	48.30	-	-	-	-	48.30




(I)(c)(ii) Statement showing holding of securities (including shares, warrants, convertible securities) of persons (together with PAC) belonging to the category "Public" and holding more than 5% of the total number of shares of the company

Sr. No.	Name(s) of the shareholder(s) and the Persons Acting in Concert (PAC) with them	Number of shares	Shares as a percentage of total number of shares (i.e., Grand Total (A)+(B)+(C) indicated in Statement at para (I)(a) above)	Details of warrants		Details of convertible		Total shares (including underlying shares assuming full conversion of warrants and convertible securities) as a % of diluted share capital
				Number of warrants	As a % total number of warrants of the same class	Number of convertible securities held	% w.r.t total number of convertible securities of the same class	
1		0	0.00	0	0.00	0	0.00	0.00
2			0.00	0	0.00	0	0.00	0.00
3			0.00	0	0.00	0	0.00	0.00
4			0.00	0	0.00	0	0.00	0.00
5			0.00	0	0.00	0	0.00	0.00
6			0.00	0	0.00	0	0.00	0.00
7			0.00	0	0.00	0	0.00	0.00
8			0.00	0	0.00	0	0.00	0.00
9			0.00	0	0.00	0	0.00	0.00
10			0.00	0	0.00	0	0.00	0.00
TOTAL		0	0.00	0	0.00	0	0.00	0.00




(D)(d) Statement showing details of locked-in shares

Sr. No.	Name of the shareholder	Number of locked-in shares	Locked-in shares as a percentage of total number of shares (i.e., Grand Total (A)+(B)+(C) indicated in Statement at para (I)(a) above)	Promoter /Promoter Group / Public
1	UPASANA AMIT TIBREWAL	10,000.00		0.12 Public
2	BHAVYA ATUL DEDHIA	50,000.00		0.60 Public
3	G A SAVITHA	3,00,000.00		3.59 Public
4	G M LINGARAJU HUF	3,00,000.00		3.59 Public
5	G M PRASANNA KUMAR HUF	3,00,000.00		3.59 Public
6	G S ANITHKUMAR	3,00,000.00		3.59 Public
7	HARISH KUMAR	2,00,000.00		2.39 Public
8	HARISH KUMAR HUF	2,00,000.00		2.39 Public
9	KARUNA KHANNA	50,000.00		0.60 Public
10	MAHENDRA BHANJI PASAD	50,000.00		0.60 Public
11	NANDINI TONDON	1,00,000.00		1.20 Public
12	NIKHIL TONDAN	50,000.00		0.60 Public
13	NITI NITINKUMAR DIDWANIA	2,20,000.00		2.63 Public
14	NITIN KUMAR DIDWANIA	4,00,000.00		4.79 Public
15	PEEYUSH MAKHIJA	2,00,000.00		2.39 Public
16	PRAGYA SETHIA	50,000.00		0.60 Public
17	PRITI DEVI	2,00,000.00		2.39 Public
18	RAMJI VALJI VAID	50,000.00		0.60 Public
19	RISHABH N SONI	1,50,000.00		1.80 Public
20	SHEELA PRASANNAKUMAR	3,00,000.00		3.59 Public
21	URMILA JAIN	50,000.00		0.60 Public
22	VEENA LINGARAJU	3,00,000.00		3.59 Public
23	ASPEN INTERNATIONAL PVT LTD	20,000.00		0.24 Public
24	HAZEL MERCANTILE LTD	1,00,000.00		1.20 Public
25	SANMAN TRADE IMPEX PVT LTD	20,000.00		0.24 Public
26	VERITAS INDIA LTD	40,000.00		0.48 Public
TOTAL		4010000		48.00



(II)(a) Statement showing details of Depository Receipts (DRs)

Sr. No.	Type of outstanding DR (ADRs, GDRs, SDRs, etc.)	Number of outstanding DRs	Number of shares underlying outstanding DRs	Shares underlying outstanding DRs as a percentage of total number of shares (i.e., Grand Total (A)+(B)+(C) indicated in Statement at para (I)(a) above)
1	N.A			0.00
2				0.00
3				0.00
4				0.00
5				0.00
6				0.00
7				0.00
8				0.00
9				0.00
TOTAL		0	0	0.00



(II)(b) Statement showing holding of Depository Receipts (DRs), where underlying shares held by "promoter/promoter group" are in excess of 1% of the total number of shares

Sr. No.	Name of the DR Holder	Type of outstanding DR (ADRs, GDRs, SDRs, etc.)	Number of shares underlying outstanding DRs	Shares underlying outstanding DRs as a percentage of total number of shares (i.e., Grand Total (A)+(B)+(C) indicated in Statement at para (I)(a) above)
1	N.A			0.00
2				0.00
3				0.00
4				0.00
5				0.00
6				0.00
7				0.00
8				0.00
9				0.00
TOTAL			0	0.00

